


**DR. B. C. ROY COLLEGE OF PHARMACY &
ALLIED HEALTH SCIENCES**

*Dr. Meghnad Saha Sarani, Bidhannagar,
Durgapur - 713212, Dist. - Burdwan (W.B.)*

**AUDITED STATEMENT OF ACCOUNTS FOR THE
YEAR ENDED ON 31ST MARCH, 2020
(ASSESSMENT YEAR 2020-21)**



V. N. PUROHIT & CO.
CHARTERED ACCOUNTANTS



V.N. PUROHIT & CO.

CHARTERED ACCOUNTANTS
(AFFILIATED TO M/S VMG & AFFILIATES)

A-4, Nandalal Bithi, City Centre
Ground Floor Durgapur-713216
Mob.- 9903979180, 9433183328
E-mail : vnpdurgapur@vnpaudit.com
Website : www.vnpaudit.com

AUDITORS' REPORT

We have audited the attached Balance Sheet of Dr. B. C. Roy College Of Pharmacy & Allied Health Sciences as at March 31st, 2020 and also the Income & Expenditure account for the year ended on that date. These financial statements are the responsibility of the management. Our responsibility is to express an opinion on these financial statements based on our audit

We conducted our audit in accordance with auditing standards generally accepted in India. Those standard require that we plan and perform our audit to obtain reasonable assurance about whether the financial statements are free of material misstatement. An audit includes examining, on a test basis, evidence supporting, the amounts and disclosure in financial statements. An audit also includes assessing the accounting principles used and significant estimates made by management, as well as evaluating the overall financial statement presentation. We believe that our audit provides a reasonable basis of our opinion.

In our opinion and to the best of our information and according to the explanations given to us the said accounts, give the information in the manner so required and gives a true and fair view in conformity with the accounting principles generally accepted in India:

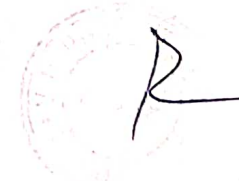
- a) in the case of the Balance Sheet of the state of the affairs of Dr. B.C.Roy College Of Pharmacy & Allied Health Sciences as at 31st March, 2020 and
- b) in the case of the Income & Expenditure of the Surplus for the year ended on that date.

Place: Durgapur

Dated: 16.11.2020

For V. N. PUROHIT & CO.
Chartered Accountants
Firm Regd. No: 304040E

(SUGATA GANGULY)
Partner
Membership No. 065153



DR. B.C.ROY COLLEGE OF PHARMACY & ALLIED HEALTH SCIENCES

DR.MEGHNAD SAHA SARANI, DURGAPUR -713212

BALANCE SHEET AS AT 31ST MARCH, 2020

PREVIOUS YEAR Rs.	PARTICULARS	Sch. No.	AS AT 31ST MARCH, 2020	
			Rs.	Rs.
34,536,715.60	GENERAL FUNDS : Balance as per General Fund		40,669,461.18	
6,132,745.58	Add.:- Surplus for the year as per attached Income & Expenditure Accounts		2,686,849.90	
40,669,461.18				43,356,311.08
-	FUND MOVEMENT (Inter Head)			-
40,669,461.18	TOTAL			43,356,311.08
48,273,985.56	FIXED ASSETS : Gross Block	1	49,614,986.56	
3,941,696.00	Less:- Deprecation		3,632,257.00	
44,332,289.56	Net Block			45,982,729.56
399,387.00	INVESTMENTS (Principal)	2		428,362.00
-	FUND MOVEMENT (Inter Head)			-
431,217.00	CURRENT ASSETS : a) Deposits	3	469,217.37	
94,249.00	b) Loans & Advances		186,660.00	
17,171,907.62	c) Cash & Bank Balances		17,607,547.89	
1,385,908.00	d) Other Receivable		1,711,129.26	
19,083,281.62			19,974,554.52	
203,297.00	Less:- CURRENT LIABILITIES : a) Security Deposits	4	517,973.00	
19,880,091.00	b) Advances against educational activities		19,896,491.00	
337,995.00	c) Liabilities for Expenses		411,598.00	
536,350.00	d) Liabilities Against Student		616,000.00	
228,175.00	e) Unpaid statutory deductions		231,685.00	
140,846.00	f) Liabilities for Tax Deducted at Source		15,381.00	
1,818,743.00	g) Sundry Creditors		1,340,207.00	
23,145,497.00			23,029,335.00	
(4,062,215.38)	NET CURRENT ASSETS (3 - 4)			(3,054,780.48)
40,669,461.18	TOTAL			43,356,311.08

This is the Balance Sheet for the year ended 31st March, 2020 referred to in our report of even date annexed.

For V. N. PUROHIT & CO.

Chartered Accountants


(SUGATA GANGULY)
Partner

Membership No. 065153

Place : Durgapur

Dated :16.11.2020




DR.B.C.ROY COLLEGE OF PHARMACY & ALLIED HEALTH SCIENCES
DR.MEGHNAD SAHA SARANI, DURGAPUR -713212
INCOME & EXPENDITURE A/C FOR THE YEAR ENDED 31ST MARCH, 2020

PREVIOUS YEAR Rs.	PARTICULARS	Sch. No.	AS AT 31ST MARCH, 2020	
			Rs.	Rs.
	INCOME :			
43,298,700.00	Tuition Fee		43,890,550.00	
780,000.00	Admission Fee		740,000.00	
617,000.00	Student Welfare Fund		623,500.00	
757,900.00	Dress Kit Recelpt		670,450.00	
336,800.00	Examination Fees		4,900.00	
9,887,250.00	Hostel Fees & Charges	5	9,590,000.00	
171,000.00	Prospectus Sales		155,000.00	
704,637.00	Interest Received		675,338.63	
793,875.00	Library Fees		852,500.00	
1,585,853.63	Other Income		686,621.00	
151,233.00	Fines		158,316.00	
133,000.00	Professional Training Fees		142,000.00	
100.00	Registration Fees			
59,217,348.63				58,189,175.63
	EXPENDITURE :			
23,949,275.00	Teaching & Course related expenses (Direct)	6	25,691,700.00	
5,703,478.00	Hostel Running & Maintenance Expenses	7	5,328,355.00	
18,681,996.05	Administrative & Establishment Expenses	8	20,174,452.73	
808,158.00	Students Welfare & Amenities	9	675,561.00	
3,941,696.00	Depreciation For the year		3,632,257.00	
6,132,745.58	Excess of Income over Expenditure		2,686,849.90	
	NOTES : As per Schedule	10		
59,217,348.63	TOTAL :			58,189,175.63

This is the Income & Expenditure Account for the year ended 31st March, 2020 referred to in our report of even date annexed.

For V. N. PUROHIT & CO.
Chartered Accountants


(SUGATA GANGULY)

Partner

Membership No. 065153

Place : Durgapur

Dated :16.11.2020



DR.B.C.ROY COLLEGE OF PHARMACY & ALLIED HEALTH SCIENCES
DR.MEGHNAD SAHA SARANI, DURGAPUR -713212
SCHEDULE ATTACHED TO BALANCE SHEET AS AT 31ST MARCH, 2020
AND INCOME & EXPENDITURE ACCOUNT FOR THE YEAR ENDED ON THAT DATE.

PREVIOUS YEAR Rs.	SCH. NO.	PARTICULARS	AS AT 31ST MARCH, 2020	
			Rs.	Rs.
48,273,985.56	1	FIXED ASSETS :		
3,941,696.00		Gross Block	49,614,986.56	
44,332,289.56		Less:- Deprecation	3,632,257.00	
		Net Block		45,982,729.56
	2	INVESTMENTS :		
388,223.00		(a) Fixed Deposits with :-		
388,223.00		Axis Bank Ltd	422,910.00	
		Sub Total (a)		422,910.00
11,164.00		(b) Accured Interest on Fixed Deposit :-		5,452.00
399,387.00		Total (2)		428,362.00
	3	CURRENT ASSETS :		
		(a) Deposited With -		
8,100.00		Govt Semi-Govt. authorities	8,100.00	
422,917.00		Surobhi Gas	460,917.37	
200.00		Durgapur Projects Ltd	200.00	
431,217.00		Bharat Sanchar Nigam Ltd.		
		Sub Total (a)		469,217.37
82,200.00		(b) Loan & Advance -		
		Advance against salary	10,000.00	
82,200.00		Advance to Creditors	176,660.00	
		Sub Total (b)		186,660.00
123,166.00		(c) Cash & Bank Balances -		
123,166.00		(i) Cash in hand (as per Cash	165,686.00	
		Books and certified by Management)	165,686.00	
16,873,241.62		(ii) Bank & Equivalent Balances -		
175,500.00		Axis Bank Ltd.(Durgapur)	17,441,861.89	
		Demand Draft	-	
17,171,907.62		Sub Total (c)		17,607,547.89
		(d) Other Receivable		
80,000.00		Amount Receivable from WBUT (M .Pharma)	-	
120,000.00		Amount Receivable from Makaut for SWC Scheme	306,000.00	
1,140,525.00		Amount Receivable from Makaut (M PHARMA)	300,000.00	
		Tuition Fees Due	998,075.00	
11,302.00		Receivable from Others	45,450.00	
747.00		Excess PF Admin Charges	12,476.00	
45,383.00		Excess PF EDLI	824.00	
1,397,957.00		TDS Receivable	48,304.26	
19,083,281.62		Sub total (d)		1,711,129.26
		Total (3)		19,974,554.52

Contd.

SR. MEENAKSHI SAHA SARANI, DURGAPUR -713212
SCHEDULE ATTACHED TO BALANCE SHEET AS AT 31ST MARCH, 2020
AND INCOME & EXPENDITURE ACCOUNT FOR THE YEAR ENDED ON THAT DATE. (CONTD.)

PREVIOUS YEAR	SCH. NO.	PARTICULARS	AS AT 31ST MARCH, 2020	
			Rs.	Rs.
	4	CURRENT LIABILITIES :		
24,200.00		(a) Security Deposits		
142,697.00		AH Construction (Security Deposit)	24,200.00	
11,366.00		Saroda Construction (Security Deposit)	457,373.00	
25,034.00		AH Enterprise (Security Deposit)	11,366.00	
		S.D. (P. Enterprise)	25,034.00	
203,297.00		Sub Total (a)		517,973.00
		(b) <u>Advances against educational activities -</u>		
10,242,750.00		Advance Tuition Fees	10,424,000.00	
654,500.00		Advance Examination Fees	624,400.00	
1,580,250.00		Advance Hostel Mess Charges	1,507,750.00	
645,000.00		Advance Hostel Seat Rent	653,250.00	
189,375.00		Advance Library Fees	197,125.00	
144,000.00		Advance Student Welfare	141,750.00	
6,424,216.00		Total Caution Money(Refundable)	6,348,216.00	
19,880,091.00		Sub Total (b)		19,896,491.00
		(c) <u>Liabilities for Expenses -</u>		
202,905.00		Outstanding Expenses	285,183.00	
35,400.00		Outstanding Audit Fees	35,400.00	
99,690.00		Outstanding Salary	91,015.00	
337,995.00		Sub Total (c)		411,598.00
		(d) <u>Liabilities Against Student -</u>		
427,050.00		Student Stipend	576,000.00	
109,300.00		Fees refundable	40,000.00	
536,350.00		Sub Total (d)		616,000.00
		(e) <u>Unpaid Statutory Deduction -</u>		
13,774.00		ESI Employer's Contribution	9,976.00	
7,705.00		ESI Contribution	4,945.00	
63,984.00		Liability for Pension Fund	66,396.00	
3,839.00		Liability for P.F (EDLI)	3,984.00	
5,165.00		P.F Administrative Charge	4,134.00	
29,957.00		P.F Employer's Contribution	32,817.00	
93,941.00		Provident Fund Contribution	99,213.00	
9,810.00		Professional Tax	10,220.00	
228,175.00		Sub Total (e)		231,685.00
		(f) TDS Payable		
95,696.00		I.T.D.S (Salary)		
45,150.00		I.T.D.S (Other Than Salary)	15,381.00	
140,846.00		Sub Total (f)		15,381.00
		(g) Sundry Creditors		
476,536.00		-For Fixed Assets	211,846.00	
1,342,207.00		-For Expenses	1,128,361.00	
1,818,743.00		Sub Total (g)		1,340,207.00
		Total (4)		23,029,335.00

Contd.

SCHEDULE OF FIXED ASSETS AS ON 31.03.2020

Name of the Asset	Rate (%)	Cost As On 01.04.2019	Addition During The Year	Addition (In Rs.) Up to 30/09/19	Addition (In Rs.) After 01/10/19	Sold/ Adj. During The Yr.	Total Cost As On 31.03.2020	Dep. Up to 31.03.2019	Dep. For The Year	Adj. Of Dep/Dep W/Back	Total Depreciation As On 31.03.2020	Written Down Value As On 31.03.2020	Written Down Value As On 31.03.2019
Block-A @ 5%													
Land & Building	5%	56,502,125.00	4,456,479.00	797,049.00	3,659,430.00	-	60,958,604.00	20,531,703.00	1,929,860.00	-	22,461,563.00	38,497,041.00	35,970,422.00
Coll. Build. (M. Pharma) (Pharm)	5%	7,243,106.50	-	-	-	-	7,243,106.50	2,894,107.00	217,450.00	-	3,111,557.00	4,131,549.50	4,348,999.50
College Building (B. Pharma)	5%	19,024,507.50	1,138,281.00	797,049.00	341,232.00	-	20,162,788.50	9,228,571.00	538,180.00	-	9,766,751.00	10,396,037.50	9,795,936.50
Const. Of Road (College Main Gate Road)	5%	16,557.00	-	-	-	-	16,557.00	1,988.00	728.00	-	2,716.00	13,841.00	14,569.00
Cycle Stand (Pharma)	5%	24,860.00	-	-	-	-	24,860.00	11,427.00	672.00	-	12,099.00	12,761.00	13,433.00
Dev. Of Rd. Pathways (Pharma)	5%	827,901.00	-	-	-	-	827,901.00	281,213.00	27,334.00	-	308,547.00	519,354.00	546,688.00
Generator Room Shed	5%	55,650.00	-	-	-	-	55,650.00	7,937.00	2,386.00	-	10,323.00	45,327.00	47,713.00
Gymnasium	5%	49,770.00	-	-	-	-	49,770.00	13,193.00	1,829.00	-	15,022.00	34,748.00	36,577.00
Hostel Building (Boys)	5%	16,785,062.50	3,318,198.00	-	3,318,198.00	-	20,103,260.50	4,655,470.00	689,435.00	-	5,344,905.50	14,758,355.50	12,129,592.50
Hostel Building (Girls)	5%	10,760,172.00	-	-	-	-	10,760,172.00	3,047,892.00	385,614.00	-	3,433,506.00	7,326,666.00	7,712,280.00
Internal Water Pipeline	5%	168,908.00	-	-	-	-	168,908.00	74,678.00	4,712.00	-	79,390.00	89,518.00	94,230.00
Land Development	5%	484,901.00	-	-	-	-	484,901.00	109,561.00	18,767.00	-	128,328.00	356,573.00	375,340.00
Language Laboratory	5%	201,192.00	-	-	-	-	201,192.00	14,838.00	9,318.00	-	24,156.00	177,036.00	186,354.00
LPG Pipeline	5%	385,293.00	-	-	-	-	385,293.00	54,952.00	16,517.00	-	71,469.00	313,824.00	330,341.00
Meter Room	5%	23,534.00	-	-	-	-	23,534.00	4,366.00	958.00	-	5,324.00	18,210.00	19,168.00
Playground	5%	3,320.00	-	-	-	-	3,320.00	1,001.00	116.00	-	1,117.00	2,203.00	2,319.00
Store Room	5%	196,172.50	-	-	-	-	196,172.50	34,194.00	8,099.00	-	42,293.00	153,879.50	161,978.50
Sub-Marshall Water Pipe Line	5%	251,218.00	-	-	-	-	251,218.00	96,315.00	7,745.00	-	104,060.00	147,158.00	154,903.00
Block-B @ 10%													
Furniture & Fittings	10%	6,387,003.00	243,882.00	1,46,980.00	96,902.00	-	6,630,885.00	3,136,404.00	344,605.00	-	3,481,009.00	3,149,876.00	3,250,599.00
Aquaguard	10%	119,909.00	-	-	-	-	119,909.00	64,928.00	5,498.00	-	70,426.00	49,483.00	54,981.00
Animal Cage	10%	-	39,900.00	39,900.00	-	-	39,900.00	-	3,990.00	-	3,990.00	35,910.00	-
CCTV Campus Solution	10%	152,806.00	1,605.00	1,605.00	-	-	154,411.00	35,222.00	11,919.00	-	47,141.00	107,270.00	117,584.00
Cost of Signboard	10%	23,940.00	-	-	-	-	23,940.00	17,365.00	658.00	-	18,023.00	5,917.00	6,575.00
Currency Counting Machine	10%	-	6,684.00	6,684.00	-	-	6,684.00	-	668.00	-	668.00	6,016.00	-
Electric Fan	10%	432,405.00	1,050.00	-	1,050.00	-	433,455.00	190,865.00	24,207.00	-	215,072.00	218,383.00	241,540.00
EPBAX System	10%	253,955.00	-	-	-	-	253,955.00	112,523.00	14,143.00	-	126,666.00	127,289.00	141,432.00
External Electrification	10%	138,527.00	9,750.00	-	9,750.00	-	148,277.00	88,293.00	5,511.00	-	93,804.00	54,473.00	50,234.00
Fax Machine	10%	12,700.00	-	-	-	-	12,700.00	10,305.00	240.00	-	10,545.00	2,155.00	2,395.00
Fire Extinguisher	10%	44,371.00	-	-	-	-	44,371.00	27,025.00	1,735.00	-	28,760.00	15,611.00	17,346.00
Furniture & Fittings	10%	3,519,521.00	75,406.00	30,896.00	44,510.00	-	3,594,927.00	1,688,470.00	188,421.00	-	1,876,891.00	1,718,036.00	1,831,051.00
Gymnasium Equipment	10%	258,423.00	1,003.00	1,003.00	-	-	259,426.00	184,537.00	7,489.00	-	192,026.00	67,400.00	73,886.00
Internal Electrification	10%	695,907.00	22,195.00	22,195.00	-	-	718,102.00	418,373.00	29,973.00	-	448,346.00	269,756.00	277,534.00
Lawn Mower	10%	26,520.00	14,249.00	14,249.00	-	-	40,769.00	16,924.00	2,385.00	-	19,309.00	21,460.00	9,596.00
Locker	10%	24,150.00	-	-	-	-	24,150.00	9,890.00	1,426.00	-	11,316.00	12,834.00	14,260.00
Medical Apparatus	10%	14,821.00	-	-	-	-	14,821.00	741.00	1,408.00	-	2,149.00	12,672.00	14,080.00
Mice Cage	10%	13,960.00	-	-	-	-	13,960.00	6,129.00	783.00	-	6,912.00	7,048.00	7,831.00

SCHEDULE OF FIXED ASSETS AS ON 31.03.2019

Name of the Asset	Rate (%)	Cost As On 01.04.2019	Addition During The Year	Addition (In Rs.) Up to 30/09/19	Addition (In Rs.) After 01/10/19	Sold/ Adj. During The Yr.	Total Cost As On 31.03.2020	Dep. Up to 31.03.2019	Dep. For The Year	Adj. Of Dep/Dep W/Back	Total Depreciation As On 31.03.2020	Written Down Value As On 31.03.2020	Written Down Value As On 31.03.2019
Rabbit Cage	10%	61,850.00	-	-	-	-	61,850.00	30,958.00	3,089.00	-	34,047.00	27,803.00	30,892.00
Refrigerator	10%	60,250.00	24,200.00	24,200.00	-	-	84,450.00	35,928.00	4,852.00	-	40,780.00	43,670.00	24,322.00
Room Heater	10%	800.00	-	-	-	-	800.00	800.00	-	-	800.00	-	-
Sanitary Napkin Destroyer	10%	13,000.00	-	-	-	-	13,000.00	650.00	1,235.00	-	1,885.00	11,115.00	12,350.00
Set Top Box	10%	8,800.00	-	-	-	-	8,800.00	3,254.00	555.00	-	3,809.00	4,991.00	5,546.00
Sound System	10%	43,250.00	6,248.00	6,248.00	-	-	49,498.00	20,416.00	2,908.00	-	23,324.00	26,174.00	22,834.00
Sports Goods	10%	45,096.00	23,000.00	-	23,000.00	-	68,096.00	17,105.00	3,949.00	-	21,054.00	47,042.00	27,991.00
Street Lightening	10%	-	18,592.00	-	18,592.00	-	18,592.00	930.00	930.00	-	930.00	17,662.00	-
Telephone Set	10%	16,170.00	-	-	-	-	16,170.00	5,127.00	1,104.00	-	6,231.00	9,939.00	11,043.00
Television	10%	167,800.00	-	-	-	-	167,800.00	61,860.00	10,594.00	-	72,454.00	95,346.00	105,940.00
Voltage Stabiliser	10%	36,247.00	-	-	-	-	36,247.00	6,693.00	2,955.00	-	9,648.00	26,599.00	29,554.00
Water Cooler	10%	168,200.00	-	-	-	-	168,200.00	69,840.00	9,836.00	-	79,676.00	88,524.00	98,360.00
Water Tank	10%	33,625.00	-	-	-	-	33,625.00	12,183.00	2,144.00	-	14,327.00	19,298.00	21,442.00
Block-C @ 15%		5,387,003.00	243,882.00	146,980.00	96,902.00		5,650,885.00	3,136,404.00	344,605.00		3,481,009.00	3,149,876.00	3,250,599.00
Block-C @ 15%													
Plant & Machinery	15%	10,375,797.00	153,075.00	103,075.00	50,000.00	-	10,528,872.00	7,143,076.00	504,120.00	-	7,647,196.00	2,881,676.00	3,232,721.00
Airconditioner	15%	592,199.00	55,680.00	55,680.00	-	-	647,879.00	361,909.00	42,896.00	-	404,805.00	243,074.00	230,290.00
D.G (LSDSLPC20035KVA)	15%	457,425.00	-	-	-	-	457,425.00	197,578.00	38,977.00	-	236,555.00	220,870.00	259,847.00
DG Set (10 KVA)	15%	100,192.00	-	-	-	-	100,192.00	7,514.00	13,902.00	-	21,416.00	78,776.00	92,678.00
Electric Meter	15%	-	2,392.00	2,392.00	-	-	2,392.00	-	359.00	-	359.00	2,033.00	-
Fire Safety System (hydrant & Alarm)	15%	333,639.00	-	-	50,000.00	-	333,639.00	144,110.00	28,429.00	-	172,539.00	161,100.00	189,529.00
Kitchen Chimney	15%	-	50,000.00	-	-	-	50,000.00	-	3,750.00	-	3,750.00	46,250.00	-
Laboratory Equip -B.Pharma	15%	5,755,483.00	-	-	-	-	5,755,483.00	4,595,882.00	173,940.00	-	4,769,822.00	985,661.00	1,159,601.00
Laboratory Equip -M.Pharma	15%	249,632.00	-	-	-	-	249,632.00	186,849.00	9,417.00	-	196,266.00	53,366.00	62,783.00
Laboratory Equip(Instrument room)	15%	411,946.00	-	-	-	-	411,946.00	310,662.00	15,193.00	-	325,855.00	86,091.00	101,284.00
Lift (Elevator)	15%	925,565.00	-	-	-	-	925,565.00	306,998.00	92,785.00	-	399,783.00	525,782.00	618,567.00
Photocopy Machine	15%	100,101.00	-	-	-	-	100,101.00	44,697.00	8,311.00	-	53,008.00	47,093.00	55,404.00
Projector	15%	77,933.00	45,003.00	45,003.00	-	-	122,936.00	67,082.00	8,378.00	-	75,460.00	47,476.00	10,851.00
Tools & Implements	15%	9,371.00	-	-	-	-	9,371.00	8,025.00	202.00	-	8,227.00	1,144.00	1,346.00
Transformer	15%	1,258,381.00	-	-	-	-	1,258,381.00	849,286.00	61,364.00	-	910,650.00	347,731.00	409,095.00
Water Meter	15%	23,125.00	-	-	-	-	23,125.00	15,058.00	1,210.00	-	16,268.00	6,857.00	8,067.00
Water Pump Set	15%	80,805.00	-	-	-	-	80,805.00	47,426.00	5,007.00	-	52,433.00	28,372.00	33,379.00
Block-D @ 40%		10,375,797.00	153,075.00	103,075.00	50,000.00		10,528,872.00	7,143,076.00	504,120.00		7,647,196.00	2,881,676.00	3,232,721.00
Block-D @ 40%													
Books & Periodicals	40%	4,532,016.56	363,360.00	66,254.00	297,106.00	-	4,895,376.56	3,890,681.00	342,457.00	-	4,233,138.00	662,238.56	641,335.56
Library Books	40%	4,532,016.56	363,360.00	66,254.00	297,106.00	-	4,895,376.56	3,890,681.00	342,457.00	-	4,233,138.00	662,238.56	641,335.56
Computer & Accessories	40%	4,662,720.00	65,901.00	15,750.00	50,151.00	-	4,778,621.00	3,425,508.00	511,215.00	-	3,936,723.00	791,898.00	1,237,212.00

DR. B.C. JOSHI COLLEGE OF PHARMACY & HEALTH SCIENCES, DURGAPUR
 SCHEDULE OF FIXED ASSETS AS ON 31.03.2019

Name of the Asset	Rate (%)	Cost As On 01.04.2019	Addition During The Year	Addition (In Rs) Upto 30/09/19	Addition (In Rs) After 01/10/19	Sold/ Adj. During The Yr.	Total Cost As On 31.03.2020	Dep. Up to 31.03.2019	Dep. For The Year	Adj. Of Dep/Dep W/Back	Total Depreciation As On 31.03.2020	Written Down Value As On 31.03.2020	Written Down Value As On 31.03.2019
Computer and Peripherals	40%	3,733,305.00	-	-	-	-	3,733,305.00	2,907,696.00	330,244.00	-	3,237,940.00	495,365.00	825,609.00
Computer Network	40%	25,892.00	24,987.00	-	24,987.00	-	50,879.00	22,535.00	6,340.00	-	28,875.00	22,004.00	3,357.00
Computer Software	40%	312,139.00	-	-	-	-	312,139.00	241,084.00	28,422.00	-	269,506.00	42,633.00	71,055.00
Internet Connection	40%	10,384.00	-	-	-	-	10,384.00	10,384.00	-	-	10,384.00	-	-
Library Management Software	40%	28,910.00	-	-	-	-	28,910.00	11,564.00	6,938.00	-	18,502.00	10,408.00	17,346.00
Printer & Scanner	40%	-	23,570.00	9,970.00	13,600.00	-	23,570.00	-	6,708.00	-	6,708.00	16,862.00	-
Scanner	40%	2,800.00	-	-	-	-	2,800.00	1,120.00	672.00	-	1,792.00	1,008.00	1,680.00
Smart Class Room	40%	459,890.00	-	-	-	-	459,890.00	194,772.00	106,047.00	-	300,819.00	159,071.00	265,118.00
UPS Microtech	40%	89,400.00	14,455.00	2,891.00	11,564.00	-	103,855.00	36,353.00	24,688.00	-	61,041.00	42,814.00	53,047.00
Webcam	40%	-	1,390.00	1,390.00	-	-	1,390.00	-	556.00	-	556.00	834.00	-
Webcam (SVBP PROJECT)	40%	-	1,499.00	1,499.00	-	-	1,499.00	-	600.00	-	600.00	899.00	-
Total (A+B+C+D)		9,194,736.56	429,261.00	82,004.00	347,257.00		9,623,997.56	7,516,189.00	853,672.00		8,169,861.00	1,454,136.56	1,878,547.56
		82,459,661.56	5,282,697.00	1,129,108.00	4,153,589.00		87,742,358.56	38,127,372.00	3,632,257.00		41,759,629.00	45,982,729.56	44,332,289.56